

Event: Pro Mazda GP of Road America
Track: Road America
Report: Section Data Report
Session: Practice 1

Round 8 / 9
4.014 mile(s)
Pro Mazda
June 21, 2018



Section Data for Car 1 - Cunha, Carlos

Lap	T/S	I12 to I13	I13 to I14	I14 to SF	SF to I1	I1 to I2	I2 to I3	I3 to I4	I4 to I5	I5 to I6	I6 to I7	I7 to I8	I8 to I9	I9 to I10	I10 to I11	I11 to I12
1	T	5.6307					9.6436	12.7020	11.0610	11.7591	8.3227	11.9761	8.0224	8.1921	9.1587	4.0495
	S	93.239					97.568	132.209	91.846	96.308	91.999	112.098	139.637	145.983	88.664	119.038
2	T	5.2096	3.9958	7.3169	5.7574	9.6282	8.9569	12.1347	10.5626	11.4318	7.8630	11.7114	7.9370	7.9514	9.6428	4.1494
	S	100.775	110.571	132.694	146.136	122.934	105.049	138.390	96.180	99.066	97.378	114.632	141.140	150.402	84.213	116.172
3	T	5.2975					9.5374	12.2506	11.2362	13.0821	9.0538	11.6962	7.9127	7.9622	8.8350	4.0042
	S	99.103					98.655	137.080	90.414	86.569	84.570	114.781	141.573	150.198	91.912	120.385
4	T	5.1716	3.9815	7.2677	5.7216	9.7518	9.0542	12.1268	10.5218	11.5190	7.8316	11.6856	7.9015	7.9415	8.7286	3.9847
	S	101.516	110.968	133.592	147.050	121.376	103.920	138.480	96.553	98.316	97.768	114.885	141.774	150.590	93.033	120.974
5	T	5.1257	4.0844	7.2967	5.7157	9.6787	9.1307	12.2112	10.6636	11.3543	7.8794	11.7400	7.9292	7.9433	8.6490	3.9805
	S	102.425	108.172	133.061	147.202	122.293	103.049	137.523	95.269	99.742	97.175	114.353	141.279	150.556	93.889	121.102
6	T	5.1562					9.3888	12.1580	10.6474	11.3822	7.9028	11.6678	7.9205	7.9276	8.7015	3.9659
	S	101.819					100.216	138.125	95.414	99.497	96.887	115.060	141.434	150.854	93.322	121.548
7	T	5.0996	4.0124	7.2669	5.7101	9.5985	8.9206	12.0613	10.6187	11.3794	7.8791	11.6819	7.9250	7.9309	8.6243	3.9531
	S	102.949	110.113	133.607	147.347	123.315	105.476	139.232	95.672	99.522	97.179	114.921	141.354	150.791	94.158	121.941
8	T			7.3617	5.7490	9.5637	8.9450	12.0807	10.4972	11.4431	7.9021	11.6802	7.9365	7.9605	8.6668	3.9764
	S			131.887	146.350	123.763	105.188	139.008	96.779	98.968	96.896	114.938	141.149	150.230	93.696	121.227
9	T	5.2456														
	S	100.084														

Event: Pro Mazda GP of Road America
Track: Road America
Report: Section Data Report
Session: Practice 1

Round 8 / 9
4.014 mile(s)
Pro Mazda
June 21, 2018



Section Data for Car 1 - Cunha, Carlos

Lap	T/SLap	PI to PO	PO to SF	SF to PI
1	T	624.8358	502.0496	124.8278
	S	23.127	3.031	109.017
2	T	124.2489		122.1162
	S	116.302		112.717
3	T	309.2404	185.1634	126.1082
	S	46.729	8.219	107.911
4	T	123.1895		
	S	117.302		
5	T	123.3824		120.9247
	S	117.119		113.827
6	T	225.2925	105.9211	121.7012
	S	64.141	14.367	111.818
7	T	122.6618		
	S	117.807		
8	T	123.0983		120.6651
	S	117.389		114.072
9	T			
	S			

Event: Pro Mazda GP of Road America
Track: Road America
Report: Section Data Report
Session: Practice 1

Round 8 / 9
4.014 mile(s)
Pro Mazda
June 21, 2018



Section Data for Car 10 - Scott, Harrison (R)

Lap	T/S	I12 to I13	I13 to I14	I14 to SF	SF to I1	I1 to I2	I2 to I3	I3 to I4	I4 to I5	I5 to I6	I6 to I7	I7 to I8	I8 to I9	I9 to I10	I10 to I11	I11 to I12
1	T	5.7657	4.1412	7.5011	5.8327	10.8078	10.0914	13.9299	11.2579	12.1396	8.1277	13.1643	8.1977	8.7830	9.1905	4.4076
	S	91.056	106.688	129.436	144.249	109.517	93.239	120.555	90.240	93.290	94.206	101.980	136.651	136.162	88.357	109.367
2	T	6.4714					10.0627	13.3192	11.3291	13.5032	9.0897	12.8151	8.9707	9.8529	8.8615	4.0767
	S	81.126					93.505	126.083	89.673	83.869	84.236	104.759	124.876	121.376	91.637	118.244
3	T	5.2978	4.0182	7.3097	5.7349	9.7827	9.1560	12.1086	10.6549	11.5281	7.8162	11.8952	7.9770	7.9286	8.7159	4.0402
	S	99.098	109.954	132.825	146.709	120.993	102.764	138.688	95.347	98.238	97.961	112.861	140.432	150.835	93.168	119.312
4	T	5.2186	4.0478	7.3023	5.7210	9.7131	9.1924	12.0756	10.5566	11.4337	7.7654	11.7378	7.9273	7.8958	8.7190	4.0191
	S	100.602	109.150	132.959	147.066	121.860	102.357	139.067	96.234	99.049	98.602	114.374	141.313	151.461	93.135	119.939
5	T	5.1471	4.0193	7.2753	5.7000	9.6808	9.0419	12.0745	10.4637	11.4475	7.8198	11.8475	7.9291	7.8963	8.6869	4.0073
	S	101.999	109.924	133.453	147.608	122.266	104.061	139.080	97.089	98.930	97.916	113.315	141.281	151.452	93.479	120.292
6	T			7.3091	5.7117	9.5944	8.9883	12.0379	10.4666	11.4522	7.7997	11.7854	7.9050	7.9162	8.6712	4.0186
	S			132.836	147.305	123.367	104.682	139.503	97.062	98.889	98.168	113.912	141.711	151.071	93.649	119.954
7	T	5.2062					9.3172	12.2622	10.7559	11.6700	7.9567	11.8278	7.9606	7.9698	8.6526	4.0298
	S	100.841					100.986	136.951	94.451	97.044	96.231	113.504	140.721	150.055	93.850	119.620
8	T	5.1641	4.0242	7.2960	5.7175	9.6340	9.0038	12.0878	10.5782	11.5277	7.8262	11.7347	7.9339	7.9503	8.6638	4.0238
	S	101.663	109.790	133.074	147.156	122.860	104.501	138.927	96.038	98.242	97.836	114.404	141.195	150.423	93.729	119.799
9	T	5.1320	4.0011	7.2723	5.7194	9.6038	8.9890	12.0637	10.6259	11.4176	7.8702	11.9148	7.9902	7.9738	8.6873	4.0257
	S	102.299	110.424	133.508	147.107	123.247	104.673	139.204	95.607	99.189	97.289	112.675	140.200	149.980	93.475	119.742
10	T	5.3946														
	S	97.320														

Event: Pro Mazda GP of Road America
Track: Road America
Report: Section Data Report
Session: Practice 1

Round 8 / 9
4.014 mile(s)
Pro Mazda
June 21, 2018



Section Data for Car 10 - Scott, Harrison (R)

Lap	T/SLap	PI to PO	PO to SF	SF to PI
1	T	133.3381	152.4707	130.9859
	S	108.374	89.253	105.084
2	T	485.3760	352.9924	133.9535
	S	29.772	4.311	101.591
3	T	123.9640		
	S	116.569		
4	T	123.3255		
	S	117.173		
5	T	123.0370		
	S	117.448		
6	T	122.8860		118.7949
	S	117.592		115.868
7	T	301.9173	184.3523	121.6016
	S	47.862	8.255	111.910
8	T	123.1660		
	S	117.325		
9	T	123.2868		123.0967
	S	117.210		111.819
10	T			
	S			

Event: Pro Mazda GP of Road America
Track: Road America
Report: Section Data Report
Session: Practice 1

Round 8 / 9
4.014 mile(s)
Pro Mazda
June 21, 2018



Section Data for Car 2 - VeeKay, Rinus (R)

Lap	T/S	I12 to I13	I13 to I14	I14 to SF	SF to I1	I1 to I2	I2 to I3	I3 to I4	I4 to I5	I5 to I6	I6 to I7	I7 to I8	I8 to I9	I9 to I10	I10 to I11	I11 to I12
1	T	5.3617	4.0241	7.3006	5.7013	9.9017	9.0090	12.0347	11.0918	12.2005	8.3991	12.5095	8.4480	9.7644	9.9346	4.6965
	S	97.917	109.793	132.990	147.574	119.539	104.441	139.540	91.591	92.824	91.162	107.318	132.603	122.476	81.739	102.639
2	T	6.1841					9.5342	12.7526	11.5402	13.1641	8.5462	12.1069	7.9983	7.9809	8.6642	4.0055
	S	84.895					98.688	131.684	88.032	86.029	89.593	110.887	140.058	149.846	93.724	120.346
3	T	5.2813	4.0675	7.2939	5.6859	9.6696	9.0319	12.0336	10.5618	11.4396	7.8221	11.6761	7.8661	7.8974	8.5925	3.9714
	S	99.407	108.622	133.112	147.974	122.408	104.176	139.552	96.187	98.998	97.887	114.978	142.412	151.431	94.506	121.379
4	T	5.2580	4.0420	7.2837	5.7093	9.6047	8.9063	12.0104	10.5931	11.3705	7.8414	11.6980	7.9017	7.9262	8.6772	3.9834
	S	99.848	109.307	133.299	147.367	123.235	105.645	139.822	95.903	99.600	97.646	114.763	141.770	150.881	93.584	121.014
5	T	5.2300	3.9831	7.2543	5.6993	9.5209	8.8977	12.0344	10.4556	11.4258	7.8683	11.6427	7.9163	7.9319	8.6554	3.9825
	S	100.382	110.923	133.839	147.626	124.320	105.747	139.543	97.164	99.118	97.312	115.308	141.509	150.772	93.820	121.041
6	T	5.2509					9.9049	14.2188	11.0451	11.4807	7.9345	11.7510	7.8762	7.8894	8.6210	3.9776
	S	99.983					94.994	118.105	91.978	98.644	96.500	114.246	142.229	151.584	94.194	121.190
7	T	5.1988	3.9720	7.2528	5.6945	9.5740	8.9110	12.0093	10.6596	11.4616	7.8273	11.5655	7.8732	7.9229	8.7797	3.9860
	S	100.985	111.233	133.867	147.750	123.630	105.590	139.835	95.305	98.808	97.822	116.078	142.284	150.943	92.491	120.935
8	T	5.1792	4.0003	7.2326	5.6656	9.5813	8.9259	12.0192	10.5323	11.3348	7.9063	11.6185	7.8594	7.8681	8.6360	3.9731
	S	101.367	110.446	134.241	148.504	123.536	105.413	139.720	96.457	99.914	96.845	115.548	142.533	151.995	94.030	121.327
9	T	5.1509	4.0031	7.2351	5.6749	9.5419	8.9161	11.9961	10.4463	11.3222	7.8229	11.6355	7.8657	7.8940	8.5913	3.9652
	S	101.924	110.369	134.194	148.261	124.046	105.529	139.989	97.251	100.025	97.877	115.380	142.419	151.496	94.520	121.569
10	T	5.1907	3.9932	7.2439	5.6981	9.5760	8.8961	12.0115	10.5145	11.3870	7.8315	11.6011	7.9025	7.9219	8.5797	3.9633
	S	101.142	110.643	134.031	147.657	123.604	105.766	139.809	96.620	99.456	97.769	115.722	141.756	150.962	94.647	121.627
11	T	5.1904														
	S	101.148														

Event: Pro Mazda GP of Road America
Track: Road America
Report: Section Data Report
Session: Practice 1

Round 8 / 9
4.014 mile(s)
Pro Mazda
June 21, 2018



Section Data for Car 2 - VeeKay, Rinus (R)

Lap	T/SLap	PI to PO	PO to SF	SF to PI	
1	T	130.3775		132.2376	129.7407
	S	110.835		102.909	106.093
2	T	496.9612	371.2114	126.3429	
	S	29.078	4.100	107.710	
3	T	122.8907			
	S	117.587			
4	T	122.8059			
	S	117.669			
5	T	122.4982			119.8358
	S	117.964			114.862
6	T	284.7459	161.7255	125.6390	
	S	50.748	9.410	108.314	
7	T	122.6882			
	S	117.781			
8	T	122.3326			
	S	118.124			
9	T	122.0612			
	S	118.387			
10	T	122.3110			119.8720
	S	118.145			114.827
11	T				
	S				

Event: Pro Mazda GP of Road America
 Track: Road America
 Report: Section Data Report
 Session: Practice 1

Round 8 / 9
 4.014 mile(s)
 Pro Mazda
 June 21, 2018



Section Data for Car 27 - Guzman, Raul (R)

Lap	T/S	I12 to I13	I13 to I14	I14 to SF	SF to I1	I1 to I2	I2 to I3	I3 to I4	I4 to I5	I5 to I6	I6 to I7	I7 to I8	I8 to I9	I9 to I10	I10 to I11	I11 to I12
1	T	6.0194	4.0864	7.3519	5.8623	11.2016	9.7960	12.2771	12.5453	12.7783	8.8084	12.4238	8.0452	8.2970	9.4048	4.0616
	S	87.218	108.119	132.062	143.521	105.667	96.050	136.785	80.979	88.627	86.926	108.059	139.242	144.138	86.344	118.684
2	T	6.0055					10.1426	12.5409	11.7553	11.9616	10.3233	12.3957	8.0632	8.4898	9.1558	4.0834
	S	87.420					92.768	133.907	86.421	94.678	74.170	108.304	138.931	140.864	88.692	118.050
3	T	5.5761	4.0425	7.2857	5.6837	9.9019	9.2740	12.0740	10.8886	11.6121	7.9302	11.9470	7.9481	7.9383	8.7888	4.0005
	S	94.152	109.293	133.262	148.031	119.536	101.457	139.085	93.300	97.528	96.553	112.371	140.943	150.651	92.395	120.496
4	T	5.3146	4.0189	7.2598	5.6588	10.2742	9.6757	12.1207	10.6731	11.4524	7.9326	11.7415	7.8703	7.8145	8.7916	4.0573
	S	98.784	109.935	133.738	148.682	115.205	97.245	138.550	95.184	98.888	96.523	114.338	142.336	153.037	92.366	118.809
5	T	5.3343	4.0859	7.2905	5.6828	9.6870	9.0654	11.9963	10.5166	11.5343	7.8738	11.7813	7.8932	7.8640	8.7749	3.9989
	S	98.420	108.132	133.175	148.054	122.188	103.791	139.986	96.601	98.185	97.244	113.952	141.923	152.074	92.542	120.545
6	T	5.3089	4.0395	7.2722	5.6933	9.6917	9.0453	12.0421	10.6227	11.4046	7.9722	11.8157	7.9254	7.9225	8.7307	4.0014
	S	98.891	109.374	133.510	147.781	122.129	104.022	139.454	95.636	99.302	96.044	113.620	141.346	150.951	93.010	120.469
7	T	5.2778	4.0133	7.2569	5.6884	9.7194	9.0489	12.0614	10.5378	11.4821	7.8960	11.7924	7.9242	7.9320	8.9449	4.0213
	S	99.473	110.089	133.791	147.909	121.781	103.980	139.231	96.406	98.632	96.971	113.845	141.368	150.770	90.783	119.873
8	T	5.6296					9.7010	12.2913	11.3144	11.7260	8.1592	11.8152	7.9629	8.0182	8.7786	4.0141
	S	93.257					96.991	136.627	89.789	96.580	93.843	113.625	140.681	149.149	92.503	120.088
9	T	5.2762	3.9937	7.2625	5.7139	9.6550	8.9616	12.0621	10.5749	11.4472	7.8615	11.7943	8.0003	8.0028	8.8023	4.0481
	S	99.503	110.629	133.688	147.249	122.593	104.993	139.223	96.068	98.932	97.396	113.826	140.023	149.436	92.254	119.079
10	T	5.2836	4.0412	7.2961	5.7227	9.7027	8.9863	12.0118	10.5412	11.4815	7.8996	11.6967	7.9700	7.9764	8.7262	3.9916
	S	99.364	109.328	133.072	147.022	121.990	104.705	139.806	96.375	98.637	96.927	114.776	140.555	149.931	93.058	120.765
11	T	5.1786	4.0006	7.2606	5.7126	9.6471	9.8857	13.1270	11.9878	11.9393	8.4302	12.1656	8.2039	8.5429		
	S	101.379	110.438	133.723	147.282	122.693	95.179	127.929	84.745	94.855	90.826	110.352	136.548	139.989		

Event: Pro Mazda GP of Road America
Track: Road America
Report: Section Data Report
Session: Practice 1

Round 8 / 9
4.014 mile(s)
Pro Mazda
June 21, 2018



Section Data for Car 27 - Guzman, Raul (R)

Lap	T/SLap	PI to PO	PO to SF	SF to PI
1	T	132.9591	145.5925	131.5378
	S	108.683	93.469	104.643
2	T	485.0748	355.9626	129.9801
	S	29.790	4.275	104.696
3	T	124.8915		
	S	115.704		
4	T	124.6560		
	S	115.922		
5	T	123.3792		
	S	117.122		
6	T	123.4882		
	S	117.018		
7	T	123.5968		121.3370
	S	116.916		113.441
8	T	238.6032	117.5777	123.2697
	S	60.562	12.943	110.395
9	T	123.4564		
	S	117.049		
10	T	123.3276		
	S	117.171		
11	T			
	S			

Event: Pro Mazda GP of Road America
Track: Road America
Report: Section Data Report
Session: Practice 1

Round 8 / 9
4.014 mile(s)
Pro Mazda
June 21, 2018



Section Data for Car 3 - Askew, Oliver (R)

Lap	T/S	I12 to I13	I13 to I14	I14 to SF	SF to I1	I1 to I2	I2 to I3	I3 to I4	I4 to I5	I5 to I6	I6 to I7	I7 to I8	I8 to I9	I9 to I10	I10 to I11	I11 to I12
1	T	16.3419					10.4502	12.5308	11.5715	12.3141	8.4790	12.3363	8.1170	8.1511	8.9236	4.1368
	S	32.126					90.037	134.015	87.794	91.968	90.303	108.825	138.010	146.718	91.000	116.526
2	T	5.4658	4.0676	7.4160	5.8292	9.9536	9.3388	12.2768	10.9109	11.4996	8.1164	11.8270	8.0096	8.0587	8.7538	4.0269
	S	96.052	108.619	130.921	144.336	118.915	100.753	136.788	93.110	98.482	94.338	113.511	139.861	148.400	92.765	119.706
3	T	5.3759	4.0358	7.3736	5.8127	9.7494	9.0822	12.1722	10.5910	11.3771	7.8787	11.7645	7.9939	8.0389	8.6224	4.0103
	S	97.658	109.475	131.674	144.746	121.406	103.599	137.963	95.922	99.542	97.184	114.114	140.135	148.765	94.179	120.202
4	T	5.3274	4.0214	7.3496	5.7808	9.6609	8.9514	12.1725	10.3961	11.4488	7.9025	11.7955	7.9850	8.0131	8.6086	4.0155
	S	98.547	109.867	132.104	145.544	122.518	105.113	137.960	97.720	98.919	96.891	113.815	140.291	149.244	94.330	120.046
5	T	5.3534					9.3200	12.2083	10.6980	11.3997	7.9444	11.7038	7.9622	7.9892	8.7562	4.0071
	S	98.069					100.956	137.555	94.963	99.345	96.380	114.706	140.693	149.691	92.739	120.298
6	T	5.2646	3.9986	7.3106	5.7561	9.6068	9.0128	12.1198	10.4546	11.3306	7.9280	11.8677	7.9944	7.9887	8.6883	4.0013
	S	99.723	110.493	132.808	146.169	123.208	104.397	138.560	97.173	99.951	96.579	113.122	140.126	149.700	93.464	120.472
7	T	5.5741	4.0729	7.3553	5.7892	9.6779	8.9744	12.1466	10.5122	11.3048	7.8209	11.7335	7.9970	8.0245	8.6110	3.9922
	S	94.186	108.478	132.001	145.333	122.303	104.844	138.254	96.641	100.179	97.902	114.416	140.081	149.032	94.303	120.747
8	T	5.4428														
	S	96.458														

Event: Pro Mazda GP of Road America
Track: Road America
Report: Section Data Report
Session: Practice 1

Round 8 / 9
4.014 mile(s)
Pro Mazda
June 21, 2018



Section Data for Car 3 - Askew, Oliver (R)

Lap	T/SLap	PI to PO	PO to SF	SF to PI
1	T	416.4775	270.4097	127.5063
	S	34.697	5.628	106.727
2	T	125.5507		
	S	115.096		
3	T	123.8786		
	S	116.650		
4	T	123.4291		120.1012
	S	117.074		114.608
5	T	337.3957	219.4239	121.1751
	S	42.829	6.936	112.304
6	T	123.3229		
	S	117.175		
7	T	123.5865		121.1070
	S	116.925		113.656
8	T			
	S			

Event: Pro Mazda GP of Road America
Track: Road America
Report: Section Data Report
Session: Practice 1

Round 8 / 9
4.014 mile(s)
Pro Mazda
June 21, 2018



Section Data for Car 78 - Sowery, Toby (R)

Lap	T/S	I12 to I13	I13 to I14	I14 to SF	SF to I1	I1 to I2	I2 to I3	I3 to I4	I4 to I5	I5 to I6	I6 to I7	I7 to I8	I8 to I9	I9 to I10	I10 to I11	I11 to I12
1	T	6.2924					9.6499	13.0968	13.6681	12.0857	8.1932	12.1499	7.9497	8.2132	14.4901	4.9317
	S	83.434					97.505	128.224	74.327	93.706	93.453	110.495	140.914	145.608	56.041	97.744
2	T	5.5843	4.0059	7.3013	5.7238	9.8017	9.1377	12.0437	10.6258	11.4709	7.9574	11.8276	7.9398	7.9453	8.7786	4.2957
	S	94.014	110.292	132.978	146.994	120.758	102.970	139.435	95.608	98.728	96.223	113.506	141.090	150.518	92.503	112.216
3	T	5.4456	3.9657	7.2543	5.6792	9.6139	8.9261	11.9527	10.5611	11.4549	7.8403	11.7955	7.8962	7.8620	8.7143	4.0245
	S	96.408	111.410	133.839	148.148	123.117	105.411	140.497	96.193	98.866	97.660	113.815	141.869	152.113	93.185	119.778
4	T	5.3778	4.0089	7.2782	5.6833	10.1769	9.1886	12.0083	10.5503	11.4136	7.9643	11.7317	7.9013	7.9170	8.7072	4.0184
	S	97.624	110.209	133.400	148.041	116.306	102.400	139.846	96.292	99.224	96.139	114.434	141.778	151.056	93.261	119.960
5	T	5.3232	3.9790	7.2312	5.6728	9.6657	8.9212	11.9412	10.4577	11.4054	7.8358	11.7476	7.8757	7.8586	8.6917	4.0098
	S	98.625	111.037	134.267	148.315	122.457	105.469	140.632	97.145	99.295	97.716	114.279	142.238	152.178	93.428	120.217
6	T	5.2868	3.9860	7.2294	5.6604	9.5923	8.9804	11.9764	10.4322	11.3212	7.8924	11.7699	7.8643	7.8452	8.6248	3.9936
	S	99.304	110.842	134.300	148.640	123.394	104.774	140.219	97.382	100.034	97.015	114.062	142.445	152.438	94.152	120.704
7	T	5.3167	3.9755	7.2403	5.6594	9.6195	8.9694	11.9442	10.4599	11.4162	7.8826	11.7343	7.8687	7.8362	8.7619	4.0085
	S	98.745	111.135	134.098	148.667	123.046	104.902	140.597	97.124	99.201	97.136	114.408	142.365	152.613	92.679	120.256
8	T	5.3779	4.0307	7.1574	5.5248	9.5555	8.9302	11.9341	10.5482	11.3355	7.8756	11.8217	7.9060	7.8544	8.7044	3.9832
	S	97.622	109.613	135.651	152.289	123.870	105.363	140.716	96.311	99.907	97.222	113.562	141.693	152.260	93.291	121.020
9	T	5.2258	3.9497	7.2047	5.6356	9.6422	8.9540	11.9223	10.4550	11.3204	7.8523	11.7814	7.9278	7.8615	8.6266	3.9806
	S	100.463	111.861	134.761	149.294	122.756	105.083	140.855	97.170	100.041	97.511	113.951	141.304	152.122	94.133	121.099
10	T	5.2695	3.9740	7.2081	5.6446	9.5807	8.8357	11.9006	10.3612	11.3622	7.8276	11.7681	7.9098	7.8786	8.6096	3.9808
	S	99.630	111.177	134.697	149.056	123.544	106.489	141.112	98.049	99.673	97.818	114.080	141.625	151.792	94.319	121.093
11	T	5.4448														
	S	96.422														

Event: Pro Mazda GP of Road America
Track: Road America
Report: Section Data Report
Session: Practice 1

Round 8 / 9
4.014 mile(s)
Pro Mazda
June 21, 2018



Section Data for Car 78 - Sowery, Toby (R)

Lap	T/SLap	PI to PO	PO to SF	SF to PI
1	T	627.4031	493.9872	134.4978
	S	23.032	3.081	101.179
2	T	124.4395		
	S	116.124		
3	T	122.9863		
	S	117.496		
4	T	123.9258		
	S	116.605		
5	T	122.6166		
	S	117.850		
6	T	122.4553		
	S	118.006		
7	T	122.6933		
	S	117.777		
8	T	122.5396		
	S	117.924		
9	T	122.3399		
	S	118.117		
10	T	122.1111		119.1976
	S	118.338		115.477
11	T			
	S			

Event: Pro Mazda GP of Road America
Track: Road America
Report: Section Data Report
Session: Practice 1

Round 8 / 9
4.014 mile(s)
Pro Mazda
June 21, 2018



Section Data for Car 79 - Malukas, David (R)

Lap	T/S	I12 to I13	I13 to I14	I14 to SF	SF to I1	I1 to I2	I2 to I3	I3 to I4	I4 to I5	I5 to I6	I6 to I7	I7 to I8	I8 to I9	I9 to I10	I10 to I11	I11 to I12
1	T	8.3147					9.9474	12.2222	15.0763	12.7433	8.4495	12.5667	8.1188	8.1121	8.9114	4.1119
	S	63.141					94.588	137.399	67.385	88.870	90.619	106.830	137.979	147.423	91.124	117.232
2	T	5.4795	4.0597	7.2952	5.6933	10.0084	9.1878	12.0364	10.6867	11.5721	7.9102	11.9211	7.9048	7.9325	12.7106	6.2954
	S	95.812	108.830	133.089	147.781	118.264	102.409	139.520	95.063	97.865	96.797	112.615	141.715	150.761	63.887	76.571
3	T	5.8740	4.0998	7.3224	5.7006	9.6920	9.1224	12.0062	10.7495	11.4923	7.9050	11.7831	7.8807	7.8331	8.6034	3.9779
	S	89.377	107.766	132.594	147.592	122.125	103.143	139.871	94.508	98.544	96.860	113.934	142.148	152.674	94.387	121.181
4	T	5.3174	3.9881	7.2144	5.6654	9.7747	8.9970	11.9639	10.5964	11.4019	7.8304	11.7642	7.8878	7.8414	8.7009	3.9706
	S	98.732	110.784	134.579	148.509	121.092	104.580	140.365	95.873	99.326	97.783	114.117	142.020	152.512	93.329	121.404
5	T	5.2249	3.9765	7.2018	5.6323	9.6503	8.9498	11.9337	10.4483	11.3913	7.8155	11.8730	7.8805	7.8176	8.6450	3.9874
	S	100.480	111.107	134.815	149.382	122.653	105.132	140.721	97.232	99.418	97.970	113.072	142.152	152.977	93.932	120.892
6	T	5.2205	4.0278	7.2312	5.6586	9.7222	8.9686	12.0039	10.4199	11.3106	7.7465	11.8511	7.8986	7.8633	8.6334	3.9690
	S	100.565	109.692	134.267	148.688	121.746	104.911	139.898	97.497	100.127	98.842	113.281	141.826	152.087	94.059	121.453
7	T	5.3304														
	S	98.492														

Event: Pro Mazda GP of Road America
Track: Road America
Report: Section Data Report
Session: Practice 1

Round 8 / 9
4.014 mile(s)
Pro Mazda
June 21, 2018



Section Data for Car 79 - Malukas, David (R)

Lap	T/Slap	PI to PO	PO to SF	SF to PI
1	T	605.2160	470.4850	130.9649
	S	23.876	3.235	103.909
2	T	130.6937		
	S	110.567		
3	T	124.0424		
	S	116.496		
4	T	122.9145		
	S	117.565		
5	T	122.4279		
	S	118.032		
6	T	122.5252		120.7644
	S	117.938		113.979
7	T			
	S			

Event: Pro Mazda GP of Road America
Track: Road America
Report: Section Data Report
Session: Practice 1

Round 8 / 9
4.014 mile(s)
Pro Mazda
June 21, 2018



Section Data for Car 8 - Lastochkin, Nikita

Lap	T/S	I12 to I13	I13 to I14	I14 to SF	SF to I1	I1 to I2	I2 to I3	I3 to I4	I4 to I5	I5 to I6	I6 to I7	I7 to I8	I8 to I9	I9 to I10	I10 to I11	I11 to I12
1	T	5.8816					9.9265	12.5929	11.4775	12.1376	8.4355	12.2706	8.1125	8.1448	9.4496	4.2573
	S	89.261					94.788	133.354	88.513	93.305	90.769	109.408	138.087	146.831	85.934	113.228
2	T	5.5276	4.1083	7.4317	5.8232	10.0128	9.2570	12.3056	10.7714	11.7032	8.0895	11.9567	8.0497	8.0683	8.9531	4.1692
	S	94.978	107.543	130.644	144.485	118.212	101.643	136.468	94.315	96.768	94.651	112.280	139.164	148.223	90.700	115.621
3	T	5.3613	4.0652	7.3767	5.8040	9.9624	9.1683	12.2004	10.5872	11.6675	8.9392	11.9648	8.0350	8.0017	8.7464	4.1310
	S	97.924	108.683	131.618	144.963	118.810	102.626	137.645	95.956	97.064	85.654	112.204	139.418	149.457	92.843	116.690
4	T	5.4613					9.2109	12.2944	10.8116	11.5430	8.0900	11.8932	8.0621	8.1184	8.8663	4.0987
	S	96.131					102.152	136.592	93.965	98.111	94.645	112.880	138.950	147.308	91.588	117.609
5	T	5.4397	4.0798	7.4117	5.8456	9.9230	9.2374	12.2202	10.6889	11.5677	8.0534	11.9853	8.0570	8.0079	8.7919	4.0633
	S	96.513	108.294	130.997	143.931	119.282	101.859	137.421	95.043	97.902	95.076	112.012	139.038	149.341	92.363	118.634
6	T	5.3879	4.0539	7.3592	5.7998	9.7251	9.0490	12.2222	10.6841	11.5176	8.3599	11.8675	8.0730	8.0799	8.7030	4.0479
	S	97.441	108.986	131.931	145.068	121.709	103.979	137.399	95.086	98.328	91.590	113.124	138.762	148.010	93.306	119.085
7	T	5.4212	4.0818	7.3797	5.7909	10.0323	9.1417	12.1563	10.6248	11.4527	8.0689	11.7715	7.9970	7.9842	8.7234	4.0402
	S	96.842	108.241	131.565	145.291	117.983	102.925	138.144	95.617	98.885	94.893	114.047	140.081	149.784	93.088	119.312
8	T	5.3183	4.0251	7.3494	5.7901	9.7498	9.0113	12.2513	10.5232	11.4792	8.1677	12.1667	9.7946	9.9935	9.1527	4.5184
	S	98.716	109.766	132.107	145.311	121.401	104.414	137.073	96.540	98.657	93.745	110.342	114.372	119.669	88.722	106.685
9	T	5.9518														
	S	88.209														

Event: Pro Mazda GP of Road America
Track: Road America
Report: Section Data Report
Session: Practice 1

Round 8 / 9
4.014 mile(s)
Pro Mazda
June 21, 2018



Section Data for Car 8 - Lastochkin, Nikita

Lap	T/SLap	PI to PO	PO to SF	SF to PI
1	T	612.8414	486.1291	127.6245
	S	23.579	3.130	106.629
2	T	126.2273		
	S	114.479		
3	T	126.0111		123.6604
	S	114.676		111.309
4	T	257.5283	136.9500	123.0570
	S	56.112	11.112	110.586
5	T	125.3728		
	S	115.259		
6	T	124.9300		
	S	115.668		
7	T	124.6666		
	S	115.912		
8	T	129.2913		128.1156
	S	111.766		107.438
9	T			
	S			

Event: Pro Mazda GP of Road America
 Track: Road America
 Report: Section Data Report
 Session: Practice 1

Round 8 / 9
 4.014 mile(s)
 Pro Mazda
 June 21, 2018



Section Data for Car 81 - Gutierrez, Andres (R)

Lap	T/S	I12 to I13	I13 to I14	I14 to SF	SF to I1	I1 to I2	I2 to I3	I3 to I4	I4 to I5	I5 to I6	I6 to I7	I7 to I8	I8 to I9	I9 to I10	I10 to I11	I11 to I12
1	T	5.5197	4.0157	7.3527	5.7481	10.0397	9.6668	13.4857	11.8663	12.4435	8.6338	12.2239	8.4441	9.4879	10.3605	4.7204
	S	95.114	110.023	132.048	146.372	117.896	97.334	124.526	85.613	91.011	88.684	109.826	132.664	126.046	78.379	102.129
2	T	5.9705					9.9589	12.2065	11.2994	12.1217	8.5392	12.2395	8.1216	8.1193	8.9974	4.1564
	S	87.932					94.479	137.576	89.908	93.427	89.667	109.686	137.932	147.292	90.253	115.977
3	T	5.4375	3.9963	7.2763	5.6995	9.9802	9.3751	12.0675	10.7575	11.6558	8.1956	11.9397	7.9531	7.9898	8.8123	4.0016
	S	96.552	110.557	133.434	147.621	118.598	100.363	139.160	94.437	97.162	93.426	112.440	140.854	149.679	92.149	120.463
4	T	5.2201	3.9907	7.2998	5.7362	9.6782	9.0411	12.0604	10.5629	11.4531	7.9412	11.7467	7.9101	7.9409	8.7246	3.9930
	S	100.573	110.712	133.005	146.676	122.299	104.070	139.242	96.177	98.882	96.419	114.287	141.620	150.601	93.075	120.723
5	T	5.2001	3.9858	7.2759	5.7258	9.5702	8.9824	12.0461	10.5714	11.4443	7.8855	11.7169	7.9074	7.9325	8.7101	3.9965
	S	100.960	110.848	133.442	146.943	123.679	104.750	139.408	96.100	98.958	97.100	114.578	141.668	150.761	93.230	120.617
6	T	5.3224					9.8388	12.2850	10.8983	11.5754	8.0694	11.8727	8.0085	8.0543	8.7303	4.0425
	S	98.640					95.633	136.697	93.217	97.837	94.887	113.075	139.880	148.481	93.015	119.244
7	T	5.1545	4.0095	7.2951	5.7409	9.7336	8.9964	12.0847	10.5712	11.4251	7.9242	11.7004	7.9375	7.9853	8.6229	3.9728
	S	101.853	110.193	133.091	146.556	121.603	104.587	138.962	96.102	99.124	96.626	114.740	141.131	149.764	94.173	121.336
8	T	5.2362	3.9788	7.2676	5.7246	9.6934	9.0260	12.0706	10.5726	11.3739	7.8708	11.6730	7.9206	7.9839	8.5865	3.9745
	S	100.264	111.043	133.594	146.973	122.107	104.244	139.125	96.089	99.570	97.281	115.009	141.432	149.790	94.572	121.285
9	T	5.2607	3.9653	7.2729	5.7385	9.6095	8.9112	12.0275	10.5080	11.4123	7.8069	11.6851	7.9350	7.9657	8.6326	3.9666
	S	99.797	111.421	133.497	146.617	123.174	105.587	139.623	96.680	99.235	98.078	114.890	141.175	150.132	94.067	121.526
10	T	5.4956														
	S	95.531														

Event: Pro Mazda GP of Road America
Track: Road America
Report: Section Data Report
Session: Practice 1

Round 8 / 9
4.014 mile(s)
Pro Mazda
June 21, 2018



Section Data for Car 81 - Gutierrez, Andres (R)

Lap	T/SLap	PI to PO	PO to SF	SF to PI
1	T	134.0088	141.2870	134.9687
	S	107.832	96.317	101.983
2	T	485.6684	358.4058	126.1247
	S	29.754	4.246	107.896
3	T	125.1378		
	S	115.476		
4	T	123.2990		
	S	117.198		
5	T	122.9509		120.2248
	S	117.530		114.490
6	T	338.7697	217.5040	123.9891
	S	42.656	6.997	109.755
7	T	123.1541		
	S	117.336		
8	T	122.9530		
	S	117.528		
9	T	122.6978		121.0334
	S	117.772		113.725
10	T			
	S			

Event: Pro Mazda GP of Road America
Track: Road America
Report: Section Data Report
Session: Practice 1

Round 8 / 9
4.014 mile(s)
Pro Mazda
June 21, 2018



Section Data for Car 82 - Robb, Sting Ray

Lap	T/S	I12 to I13	I13 to I14	I14 to SF	SF to I1	I1 to I2	I2 to I3	I3 to I4	I4 to I5	I5 to I6	I6 to I7	I7 to I8	I8 to I9	I9 to I10	I10 to I11	I11 to I12
1	T	6.0646	4.1155	7.2320	5.8046	10.7640	9.5703	12.9620	11.5864	12.0976	9.0525	13.5943	8.8068	8.4928	9.2911	4.9287
	S	86.568	107.355	134.252	144.948	109.963	98.316	129.557	87.681	93.614	84.582	98.755	127.200	140.814	87.400	97.804
2	T	6.8811					9.9093	12.1830	11.3408	12.2067	9.6947	14.1885	7.9767	7.9634	8.9694	4.0858
	S	76.298					94.952	137.841	89.580	92.777	78.979	94.619	140.437	150.176	90.535	117.981
3	T	5.3713	4.1683	7.3469	5.7026	9.8336	9.1276	12.0050	10.7007	11.7227	8.0584	12.1191	7.9071	7.8672	8.8377	4.0070
	S	97.742	105.995	132.152	147.540	120.367	103.084	139.885	94.939	96.607	95.017	110.776	141.674	152.012	91.884	120.301
4	T	5.2296	4.0501	7.2484	5.6560	9.7183	8.9835	11.9729	10.5164	11.5149	7.9749	12.0239	7.9274	7.8724	8.8179	3.9926
	S	100.390	109.088	133.948	148.756	121.795	104.737	140.260	96.602	98.351	96.011	111.653	141.311	151.912	92.091	120.735
5	T	5.2408	4.0793	7.2571	5.6709	9.5824	8.9251	11.9809	10.6585	11.3897	7.9902	11.8059	7.8640	7.8742	8.6756	3.9956
	S	100.176	108.307	133.787	148.365	123.522	105.423	140.166	95.314	99.432	95.828	113.714	142.450	151.877	93.601	120.644
6	T	5.3149					9.1673	12.1230	10.6345	11.5567	8.1101	11.9132	7.9449	8.0009	8.5938	3.9991
	S	98.779					102.638	138.523	95.530	97.995	94.411	112.690	141.000	149.472	94.492	120.538
7	T	5.2049	4.0682	7.3015	5.7280	9.7118	8.9185	11.9984	10.4859	11.3054	7.8760	11.6540	7.8808	7.9300	8.6681	3.9641
	S	100.866	108.603	132.974	146.886	121.876	105.501	139.962	96.883	100.173	97.217	115.196	142.146	150.808	93.682	121.603
8	T	5.1711	3.9909	7.2476	5.6972	9.6355	8.9426	12.0317	10.6207	11.3110	7.8742	11.7161	7.8943	7.9174	8.7008	3.9747
	S	101.526	110.706	133.963	147.680	122.841	105.217	139.574	95.654	100.124	97.239	114.586	141.903	151.048	93.330	121.278
9	T	5.1248	3.9896	7.2599	5.7123	9.5889	8.8779	11.9620	10.5932	11.3740	7.8179	11.8296	7.9416	7.8955	8.5182	3.9664
	S	102.443	110.742	133.736	147.290	123.438	105.983	140.388	95.902	99.569	97.940	113.487	141.058	151.467	95.331	121.532
10	T	5.6084														
	S	93.610														

Event: Pro Mazda GP of Road America
Track: Road America
Report: Section Data Report
Session: Practice 1

Round 8 / 9
4.014 mile(s)
Pro Mazda
June 21, 2018



Section Data for Car 82 - Robb, Sting Ray

Lap	T/SLap	PI to PO	PO to SF	SF to PI	
1	T	134.3632		138.1353	134.2328
	S	107.547		98.515	102.542
2	T	491.1469	362.1577	128.5940	
	S	29.422	4.202	105.825	
3	T	124.7752			
	S	115.811			
4	T	123.4992			
	S	117.008			
5	T	122.9902			119.8313
	S	117.492			114.866
6	T	316.9406	199.0707	121.0262	
	S	45.593	7.645	112.442	
7	T	122.6956			
	S	117.774			
8	T	122.7258			
	S	117.745			
9	T	122.4518			123.1405
	S	118.009			111.779
10	T				
	S				

Event: Pro Mazda GP of Road America
Track: Road America
Report: Section Data Report
Session: Practice 1

Round 8 / 9
4.014 mile(s)
Pro Mazda
June 21, 2018



Section Data for Car 83 - Finelli, Charles

Lap	T/S	I12 to I13	I13 to I14	I14 to SF	SF to I1	I1 to I2	I2 to I3	I3 to I4	I4 to I5	I5 to I6	I6 to I7	I7 to I8	I8 to I9	I9 to I10	I10 to I11	I11 to I12
1	T	6.1608	4.3012	7.6086	5.9113	12.5880	10.1765	12.4098	11.5750	12.3936	8.6006	12.8840	8.4187	8.3163	9.3642	4.6226
	S	85.216	102.720	127.607	142.331	94.029	92.459	135.322	87.768	91.378	89.027	104.199	133.064	143.803	86.718	104.280
2	T	6.4571					10.6405	13.6485	11.8813	12.5409	8.6390	12.7716	8.7273	8.9347	9.4705	4.4404
	S	81.308					88.427	123.040	85.505	90.305	88.631	105.116	128.359	133.850	85.745	108.559
3	T	5.6792	4.1213	7.4064	5.8002	10.2981	9.4764	12.2756	11.1111	12.0122	8.3449	12.3542	8.0962	8.1336	9.1992	4.0809
	S	92.443	107.204	131.091	145.058	114.937	99.290	136.801	91.432	94.279	91.754	108.667	138.365	147.033	88.273	118.122
4	T			7.5574	5.8347	10.3219	9.4274	12.2416	10.9835	11.8442	8.2739	12.0916	8.0773	8.0421	9.1038	4.1067
	S			128.471	144.200	114.672	99.806	137.181	92.494	95.616	92.542	111.027	138.688	148.706	89.199	117.380
5	T	5.4930	4.3069	7.5016	5.7149	10.6126	9.4110	12.1658	10.7712	11.7675	8.4956	12.2171	8.0596	8.0542	9.2960	4.1368
	S	95.576	102.584	129.427	147.223	111.531	99.980	138.036	94.317	96.240	90.127	109.887	138.993	148.483	87.354	116.526
6	T	5.6459	4.1747	7.4231	5.7883	10.0818	9.2964	12.1799	10.8489	11.7306	8.1078	12.1914	8.0409	8.0424	9.1718	4.1015
	S	92.988	105.832	130.796	145.356	117.403	101.212	137.876	93.642	96.542	94.438	110.119	139.316	148.701	88.537	117.529
7	T	5.5792	4.3427	7.4825	5.8323	9.9529	9.2689	12.2532	11.1279	11.6432	8.1160	12.1694	8.0643	8.1215	9.2332	4.0818
	S	94.100	101.738	129.757	144.259	118.924	101.512	137.051	91.294	97.267	94.342	110.318	138.912	147.252	87.948	118.096
8	T	5.4527	4.1614	7.4084	5.7825	9.9806	9.2580	12.3038	10.8155	11.7042	8.2704	12.0254	8.0736	8.0821	9.0458	4.1018
	S	96.283	106.171	131.055	145.502	118.594	101.632	136.488	93.931	96.760	92.581	111.639	138.752	147.970	89.770	117.520
9	T	5.5373	4.1493	7.3722	5.7883	10.1056	9.3818	12.3567	10.8452	11.8257	8.2561	12.1464	8.0604	8.0889	9.0609	4.0929
	S	94.812	106.480	131.699	145.356	117.127	100.291	135.903	93.674	95.766	92.741	110.527	138.979	147.846	89.621	117.776
10	T	5.5120	4.1079	7.3763	5.7908	10.1839	9.3097	12.2048	10.7069	15.4625	11.7065	14.1188	10.3243	10.0198	10.6170	5.4846
	S	95.247	107.553	131.625	145.293	116.226	101.068	137.595	94.884	73.242	65.407	95.086	108.504	119.355	76.485	87.891
11	T	7.2290														
	S	72.624														

Event: Pro Mazda GP of Road America
Track: Road America
Report: Section Data Report
Session: Practice 1

Round 8 / 9
4.014 mile(s)
Pro Mazda
June 21, 2018



Section Data for Car 83 - Finelli, Charles

Lap	T/SLap	PI to PO	PO to SF	SF to PI
1	T	135.3312		133.2270
	S	106.778		103.316
2	T	481.3869	348.7368	133.8906
	S	30.018	4.364	101.638
3	T	128.3895		
	S	112.551		
4	T	127.8512		
	S	113.025		
5	T	128.0038		
	S	112.890		
6	T	126.8254		
	S	113.939		
7	T	127.2690		
	S	113.542		
8	T	126.4662		
	S	114.263		
9	T	127.0677		
	S	113.722		
10	T	142.9258		144.6266
	S	101.104		95.173
11	T			
	S			

Event: Pro Mazda GP of Road America
Track: Road America
Report: Section Data Report
Session: Practice 1

Round 8 / 9
4.014 mile(s)
Pro Mazda
June 21, 2018



Section Data for Car 9 - Megennis, Robert (R)

Lap	T/S	I12 to I13	I13 to I14	I14 to SF	SF to I1	I1 to I2	I2 to I3	I3 to I4	I4 to I5	I5 to I6	I6 to I7	I7 to I8	I8 to I9	I9 to I10	I10 to I11	I11 to I12
1	T	5.4022	4.1058	7.4178	5.8078	9.9549	9.1916	12.2260	10.7473	11.6140	7.9561	11.7270	8.0360	8.0691	8.9914	4.0422
	S	97.183	107.608	130.889	144.868	118.900	102.366	137.356	94.527	97.512	96.238	114.479	139.401	148.208	90.314	119.253
2	T	5.3313					9.7488	12.3049	10.8797	11.7086	7.9791	11.8325	7.9128	9.2607	9.2221	4.0125
	S	98.475					96.515	136.476	93.377	96.724	95.961	113.459	141.572	129.138	88.054	120.136
3	T	5.1953	4.0658	7.3317	5.7361	9.7127	9.0294	12.1063	10.6335	11.5426	7.8598	11.4883	7.8816	7.8949	8.7363	4.0208
	S	101.053	108.667	132.426	146.679	121.865	104.205	138.714	95.539	98.115	97.417	116.858	142.132	151.479	92.951	119.888
4	T	5.1473	4.0922	7.3313	5.7307	9.6930	8.9857	12.0992	10.5175	11.4383	7.8487	11.7620	8.0337	7.9548	9.0931	4.0708
	S	101.995	107.966	132.433	146.817	122.112	104.712	138.796	96.592	99.009	97.555	114.139	139.441	150.338	89.303	118.415
5	T	5.5894	4.0383	7.2583	5.6663	9.6092	8.9836	11.9988	10.5165	11.4128	7.8638	11.8065	7.9261	7.8797	8.7104	3.9803
	S	93.928	109.407	133.765	148.486	123.177	104.736	139.957	96.601	99.231	97.368	113.709	141.334	151.771	93.227	121.108
6	T	5.3748					9.4828	12.1830	10.6093	11.5630	7.8816	11.8389	7.9636	7.9678	8.6782	3.9893
	S	97.678					99.223	137.841	95.756	97.942	97.148	113.397	140.668	150.093	93.573	120.835
7	T	5.1916	4.0905	7.3310	5.7587	9.6603	8.9104	12.0948	10.4390	11.3526	7.7759	11.6156	7.9675	7.9984	8.6272	3.9859
	S	101.125	108.011	132.439	146.103	122.526	105.597	138.846	97.319	99.757	98.469	115.577	140.600	149.519	94.126	120.938
8	T	5.1086	4.0169	7.2705	5.7216	9.6775	8.9563	12.0585	10.4476	11.4214	7.7798	11.7098	7.9812	7.9311	8.6201	3.9634
	S	102.768	109.990	133.541	147.050	122.308	105.056	139.264	97.239	99.156	98.419	114.648	140.358	150.787	94.204	121.624
9	T	5.1597	4.0898	7.3120	5.7291	9.5993	9.0282	12.0488	10.4365	11.4725	7.8127	11.7277	7.9699	7.9304	8.6496	3.9812
	S	101.750	108.029	132.783	146.858	123.304	104.219	139.376	97.342	98.714	98.005	114.473	140.557	150.801	93.882	121.080
10	T	5.1272	4.1586	7.3410	5.7361	9.6020	9.0298	12.1833	10.4162	11.4324	7.8067	11.8170	8.0408	7.9840	8.6867	3.9757
	S	102.395	106.242	132.258	146.679	123.270	104.200	137.838	97.532	99.061	98.080	113.608	139.318	149.788	93.481	121.248
11	T	5.4447														
	S	96.424														

Event: Pro Mazda GP of Road America
Track: Road America
Report: Section Data Report
Session: Practice 1

Round 8 / 9
 4.014 mile(s)
 Pro Mazda
 June 21, 2018



Section Data for Car 9 - Megennis, Robert (R)

Lap	T/SLap	PI to PO	PO to SF	SF to PI	
1	T	125.2892		128.9878	121.5228
	S	115.336		105.502	113.267
2	T	506.8016	384.4840	125.7510	
	S	28.513	3.958	108.217	
3	T	123.2351			
	S	117.259			
4	T	123.7983			
	S	116.725			
5	T	123.2400			119.1042
	S	117.254			115.567
6	T	270.3112	151.8934	122.2807	
	S	53.458	10.019	111.288	
7	T	122.7994			
	S	117.675			
8	T	122.6643			
	S	117.804			
9	T	122.9474			
	S	117.533			
10	T	123.3375			120.8090
	S	117.161			113.936
11	T				
	S				

Event: Pro Mazda GP of Road America
Track: Road America
Report: Section Data Report
Session: Practice 1

Round 8 / 9
4.014 mile(s)
Pro Mazda
June 21, 2018



Section Data for Car 90 - Thompson, Parker (R)

Lap	T/S	I12 to I13	I13 to I14	I14 to SF	SF to I1	I1 to I2	I2 to I3	I3 to I4	I4 to I5	I5 to I6	I6 to I7	I7 to I8	I8 to I9	I9 to I10	I10 to I11	I11 to I12
1	T	5.8749	4.2780	7.6347	5.8311	10.5471	9.8885	12.6961	11.5125	12.3170	8.8048	13.7052	8.5063	8.5074	9.4081	4.7390
	S	89.363	103.277	127.171	144.289	112.224	95.152	132.270	88.244	91.946	86.962	97.956	131.694	140.573	86.313	101.719
2	T	6.3827					10.0480	12.2574	11.3035	11.8806	8.3755	12.3677	8.0671	8.1801	8.9037	4.0776
	S	82.254					93.641	137.004	89.876	95.323	91.419	108.549	138.864	146.197	91.203	118.218
3	T	5.3376	3.9999	7.2676	5.6949	9.7655	9.2778	12.0725	10.5783	11.4886	7.8949	11.5306	7.8283	7.8704	8.7531	3.9984
	S	98.359	110.457	133.594	147.740	121.206	101.415	139.103	96.037	98.576	96.984	116.429	143.100	151.950	92.772	120.560
4	T	5.2795	3.9541	7.2332	5.6707	9.5444	8.9723	11.9716	10.4478	11.3933	7.8865	11.4636	7.7882	7.7127	8.8370	4.0027
	S	99.441	111.737	134.230	148.370	124.014	104.868	140.275	97.237	99.401	97.088	117.110	143.836	155.057	91.892	120.430
5	T	5.2778	3.9656	7.2476	5.7054	9.5249	8.9393	12.0502	10.4777	11.3516	7.8807	11.5619	7.8574	7.9075	8.6511	3.9701
	S	99.473	111.413	133.963	147.468	124.268	105.255	139.360	96.959	99.766	97.159	116.114	142.570	151.237	93.866	121.419
6	T	5.2400	4.0021	7.2744	5.7348	9.4842	8.9098	12.1274	10.5722	11.2363	7.8056	11.4395	7.8470	7.9658	8.5716	3.9569
	S	100.191	110.397	133.469	146.712	124.801	105.604	138.473	96.092	100.789	98.094	117.357	142.759	150.130	94.737	121.824
7	T	5.3136					9.3391	12.1263	10.7217	11.3674	7.9574	11.4848	7.8989	7.9683	8.5132	3.9529
	S	98.803					100.749	138.486	94.753	99.627	96.223	116.894	141.821	150.083	95.387	121.947
8	T	5.1522	3.9759	7.2587	5.7203	9.5339	8.9190	12.0363	10.4462	11.1914	7.9007	11.4770	7.8643	7.9169	8.4873	3.9489
	S	101.898	111.124	133.758	147.084	124.150	105.495	139.521	97.252	101.194	96.913	116.973	142.445	151.058	95.678	122.071
9	T	5.2061	3.9372	7.2371	5.7209	9.4462	8.9341	12.1728	10.4501	11.3581	7.9148	12.2051	8.0845	8.0479	8.6265	3.9589
	S	100.843	112.216	134.157	147.068	125.303	105.317	137.957	97.215	99.709	96.741	109.995	138.565	148.599	94.134	121.762
10	T	6.1518	4.0141	7.2679	5.7370	9.5053	8.9768	12.1931	12.8392	12.8796	9.0492	12.3601	9.1822	10.0859	9.4543	4.5868
	S	85.341	110.067	133.589	146.656	124.524	104.816	137.727	79.126	87.930	84.613	108.616	122.000	118.572	85.892	105.094

Event: Pro Mazda GP of Road America
Track: Road America
Report: Section Data Report
Session: Practice 1

Round 8 / 9
4.014 mile(s)
Pro Mazda
June 21, 2018



Section Data for Car 90 - Thompson, Parker (R)

Lap	T/SLap	PI to PO	PO to SF	SF to PI
1	T	134.2507		139.5495
	S	107.637		97.517
2	T	488.2761	361.8012	126.3796
	S	79.595	4.206	107.679
3	T	123.3584		
	S	117.142		
4	T	122.1576		
	S	118.293		
5	T	122.3688		
	S	118.089		
6	T	122.1676		119.7477
	S	118.283		114.946
7	T	309.4320	191.3729	120.3493
	S	46.700	7.952	113.074
8	T	121.8290		
	S	118.612		
9	T	123.3003		
	S	117.197		
10	T			133.1223
	S			103.398

Event: Pro Mazda GP of Road America
Track: Road America
Report: Section Data Report
Session: Practice 1






Round 8 / 9
4.014 mile(s)
Pro Mazda
June 21, 2018



Section Data for Car

Report Support Information

Section Legend	
Name	Length
I12 to I13	0.145833 miles
I13 to I14	0.122727 miles
I14 to SF	0.269697 miles
SF to I1	0.233712 miles
I1 to I2	0.328788 miles
I2 to I3	0.261364 miles
I3 to I4	0.466477 miles
I4 to I5	0.282197 miles
I5 to I6	0.314583 miles
I6 to I7	0.212689 miles
I7 to I8	0.372917 miles
I8 to I9	0.311174 miles
I9 to I10	0.332197 miles
I10 to I11	0.225568 miles
I11 to I12	0.133902 miles
Lap	4.014000 miles
PI to PO	0.422727 miles
PO to SF	3.780114 miles
SF to PI	3.823485 miles
PO to I2	0.328788 miles
I13 to PI	0.202083 miles
PO to PI	3.589773 miles

Color Legend	
	Fastest Lap
	Section Under Caution
	Section Under Green
	Section Time Data
	Section Speed Data

